

CLOUS ~ NAILS



<h2>RN</h2> <p>Flatheaded nail for sport, pleasure and draft horses.</p> <table border="1"> <tr> <td>RN 3</td> <td>RN 3½</td> <td>RN 4</td> <td>RN 4½</td> <td>RN 5</td> <td>RN 6</td> </tr> <tr> <td>35 mm</td> <td>38 mm</td> <td>41 mm</td> <td>44,5 mm</td> <td>47,5 mm</td> <td>51 mm</td> </tr> </table>	RN 3	RN 3½	RN 4	RN 4½	RN 5	RN 6	35 mm	38 mm	41 mm	44,5 mm	47,5 mm	51 mm	<h2>CITY</h2> <p>Flatheaded nail for sport, pleasure and draft horses.</p> <table border="1"> <tr> <td>CITY 4</td> <td>CITY 4½</td> <td>CITY 5</td> <td>CITY 6</td> <td>CITY 5 slim</td> <td>COMBO 5</td> <td>COMBO 6</td> </tr> <tr> <td>45 mm</td> <td>47,5 mm</td> <td>50 mm</td> <td>54 mm</td> <td>50 mm</td> <td>47,5 mm</td> <td>54 mm</td> </tr> </table>	CITY 4	CITY 4½	CITY 5	CITY 6	CITY 5 slim	COMBO 5	COMBO 6	45 mm	47,5 mm	50 mm	54 mm	50 mm	47,5 mm	54 mm
RN 3	RN 3½	RN 4	RN 4½	RN 5	RN 6																						
35 mm	38 mm	41 mm	44,5 mm	47,5 mm	51 mm																						
CITY 4	CITY 4½	CITY 5	CITY 6	CITY 5 slim	COMBO 5	COMBO 6																					
45 mm	47,5 mm	50 mm	54 mm	50 mm	47,5 mm	54 mm																					

<h2>E</h2> <p>European standard nail for sport, pleasure and draft horses.</p> <table border="1"> <tr> <td>E 2</td> <td>E 3</td> <td>E 4</td> <td>E 5</td> <td>E 6</td> <td>E 7</td> <td>E 8</td> <td>E 9</td> <td>E 10</td> <td>E 11</td> <td>E 12</td> <td>E 14</td> </tr> <tr> <td>41 mm</td> <td>45 mm</td> <td>47,5 mm</td> <td>51 mm</td> <td>54 mm</td> <td>57 mm</td> <td>60,5 mm</td> <td>64 mm</td> <td>68 mm</td> <td>72 mm</td> <td>77 mm</td> <td>80 mm</td> </tr> </table>	E 2	E 3	E 4	E 5	E 6	E 7	E 8	E 9	E 10	E 11	E 12	E 14	41 mm	45 mm	47,5 mm	51 mm	54 mm	57 mm	60,5 mm	64 mm	68 mm	72 mm	77 mm	80 mm
E 2	E 3	E 4	E 5	E 6	E 7	E 8	E 9	E 10	E 11	E 12	E 14													
41 mm	45 mm	47,5 mm	51 mm	54 mm	57 mm	60,5 mm	64 mm	68 mm	72 mm	77 mm	80 mm													

<h2>REG</h2> <p>Flatheaded nail for sport, pleasure and draft horses.</p> <table border="1"> <tr> <td>REG 4</td> <td>REG 5</td> <td>REG 6</td> <td>REG 7</td> <td>REG 8</td> <td>REG 9</td> <td>REG 10</td> <td>REG 12</td> <td>REG 16</td> </tr> <tr> <td>45 mm</td> <td>50 mm</td> <td>54 mm</td> <td>58 mm</td> <td>64 mm</td> <td>68 mm</td> <td>73 mm</td> <td>81 mm</td> <td>97 mm</td> </tr> </table>	REG 4	REG 5	REG 6	REG 7	REG 8	REG 9	REG 10	REG 12	REG 16	45 mm	50 mm	54 mm	58 mm	64 mm	68 mm	73 mm	81 mm	97 mm
REG 4	REG 5	REG 6	REG 7	REG 8	REG 9	REG 10	REG 12	REG 16										
45 mm	50 mm	54 mm	58 mm	64 mm	68 mm	73 mm	81 mm	97 mm										







<h2>ESL</h2> <p>European standard nail for sport, pleasure and draft horses.</p> <table border="1"> <tr> <td>ESL 2</td> <td>ESL 3</td> <td>ESL 4</td> <td>ESL 5</td> <td>ESL 6</td> <td>ESL 7</td> <td>ESL 8</td> <td>ESL 9</td> <td>ESL 10</td> </tr> <tr> <td>45,5 mm</td> <td>47,5 mm</td> <td>51 mm</td> <td>54 mm</td> <td>57,5 mm</td> <td>61 mm</td> <td>64 mm</td> <td>68 mm</td> <td>72 mm</td> </tr> </table>	ESL 2	ESL 3	ESL 4	ESL 5	ESL 6	ESL 7	ESL 8	ESL 9	ESL 10	45,5 mm	47,5 mm	51 mm	54 mm	57,5 mm	61 mm	64 mm	68 mm	72 mm
ESL 2	ESL 3	ESL 4	ESL 5	ESL 6	ESL 7	ESL 8	ESL 9	ESL 10										
45,5 mm	47,5 mm	51 mm	54 mm	57,5 mm	61 mm	64 mm	68 mm	72 mm										

<h2>MX</h2> <p>European standard nail for sport, pleasure and draft horses.</p> <table border="1"> <tr> <td>MX</td> <td>MX</td> </tr> <tr> <td>50 mm</td> <td>60 mm</td> </tr> </table>	MX	MX	50 mm	60 mm
MX	MX			
50 mm	60 mm			

- MUSTAD -

	Caisse / Case Size	Boîte / Box	1000 clous assorties -5%	2000 clous assorties -10%	Caisse complète -15%
Race 3.5	16 x 250				
Race 4	16 x 250				
Race 4.5	16 x 250				
Race 5	16 x 250				
Race 6	16 x 250				
City 4	16 x 250				
City 4.5	8 x 250				
City 5	8 x 250				
City 6	8 x 250				
City 7	8 x 250				
City 5 Slim	8 x 250				
Combo 5	8 x 250				
Combo 6	8 x 250				
Regular 5	8 x 250				
Regular 6	8 x 250				
Regular 7	8 x 250				
Regular 8	8 x 100				
Regular 9	8 x 100				
Regular 10	8 x 100				
Regular 12	8 x 100				
E 2	16 x 250				
E 3	16 x 250				
E 4	8 x 250				
E 5	8 x 250				
E 6	8 x 250				
E 7	8 x 250				
E 8	8 x 100				
E 9	8 x 100				
E 10	8 x 100				
E 12	8 x 100				
E 3 Slim	8 x 250				
E 4 Slim	8 x 250				
E 5 Slim	8 x 250				
E 6 Slim	8 x 250				
MX 50	8 x 250				
MX 55	8 x 250				
MX 60	8 x 250				
MX 70	8 x 250				

- CAPEWELL -

Regular Head	Countersunk
 <p>16 12 10 9 8 7 6 5</p>	 <p>5</p>
City Head	Special
 <p>8 7 6 5</p>	 <p>5</p>
Race	Slim Blade
 <p>5 4½ 4 3½ 3</p>	 <p>5 4½</p>

- CAPEWELL -

	Caisse / Case Size	Boîte / Box	1000 clous assorties -5%	2000 clous assorties -10%	Caisse complète -15%
Race 3	32 x 250				
Race 3.5	32 x 250				
Race 4	32 x 100				
Race 4	16 x 250				
Race 4.5	16 x 250				
Race 5	16 x 250				
City 5	16 x 250				
City 5 XL	8 x 250				
City 5 Classic	16 x 250				
*City 6	16 x 100				
City 6	8 x 250				
City 7	16 x 100				
City 8	16 x 100				
SB 4.5 XL	16 x 250				
SB 5	16 x 250				
SB 6	8 x 250				
Plater Sp. 5	16 x 250				
Regular 5	8 x 250				
Regular 6	8 x 250				
Regular 7	8 x 250				
Regular 8	16 x 100				
Regular 9	8 x 100				
Regular 10	8 x 100				
Regular 12	8 x 100				
*Regular 16	8 x 100				

Cooper 10 LT	8 x 100				
Cooper 12 LT	8 x 100				



- DELTA -

	Caisse / Case Size	Boîte / Box	1000 clous assorties -5%	2000 clous assorties -10%	Caisse complète -15%
Race 4.5	24 x 250				
City 4.5	24 x 250				
City 5	12 x 250				
City 5 Slim	12 x 250				
Combo Slim 5	12 x 250				
City 6	12 x 250				
Dex 50	12 x 250				
E 2	24 x 250				
E 3	12 x 250				
E 4	12 x 250				
E 5	12 x 250				
E 5 Combo	12 x 250				
E 6	12 x 250				
E 7	8 x 500				
E 3 Slim	12 x 250				
E 4 Slim	12 x 250				
E 5 Slim	12 x 250				
E 6 Slim	12 x 250				



NEW	Caisse / Case Size	Boîte / Box	1000 clous assorties -5%	2000 clous assorties -10%	Caisse complète -15%
Special 4.5	12 x 250				
Special 5	12 x 250				
Race 3.5	12 x 250				
Race 4.5	12 x 250				
Race 5	12 x 250				
City 5	12 x 250				
Slim 5	12 x 250				
E 3 Slim	12 x 250				
E 4 Slim	12 x 250				
E 5 Slim	12 x 250				
VX 50	12 x 250				
VX 60	12 x 250				